



L'Atelier de Clélie

Sampler Patchwork

10 blocs


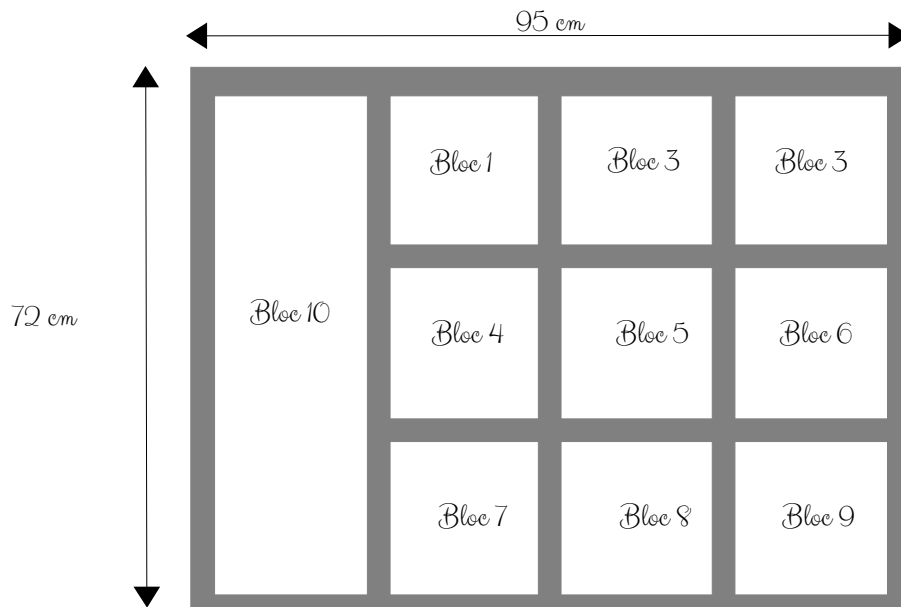


Schéma général :


Blocs de 20 x 20 cm



Matériel :


- Tissu clair 20 cm laize minimum de 110 cm
- Tissu teinté moyenne 20 cm laize minimum de 110 cm
- Tissu foncé 20 cm laize minimum de 110 cm
- Fond écreu ou blanc 120 cm laize 120 cm
- Tissus pour les bandes de séparation des blocs 60 cm laize 110 cm minimum
- Toile à beurre un carré de 25 cm minimum
- Fil coton blanc ou écreu
- Fil à gant blanc ou écreu
- Aiguille à quilter
- Aiguille Trapunto ou un cure dent
- Epingles fines

Bloc 1





Bloc 2

Mola : Appliqué inversé chat





Bloc 3

Adaptation de l'Ohio Star




Bloc 4

Fleur de cerisier - Sakura





Bloc 5

Trapunto 2 branches et fleurs sans l'initiale
à ajouter





Bloc 6

Bow-tie - Noeud de papillon



Bloc 7



Dwunkard's path – Chemin de l'ivrogne



fabienn@voltzenlogel.org

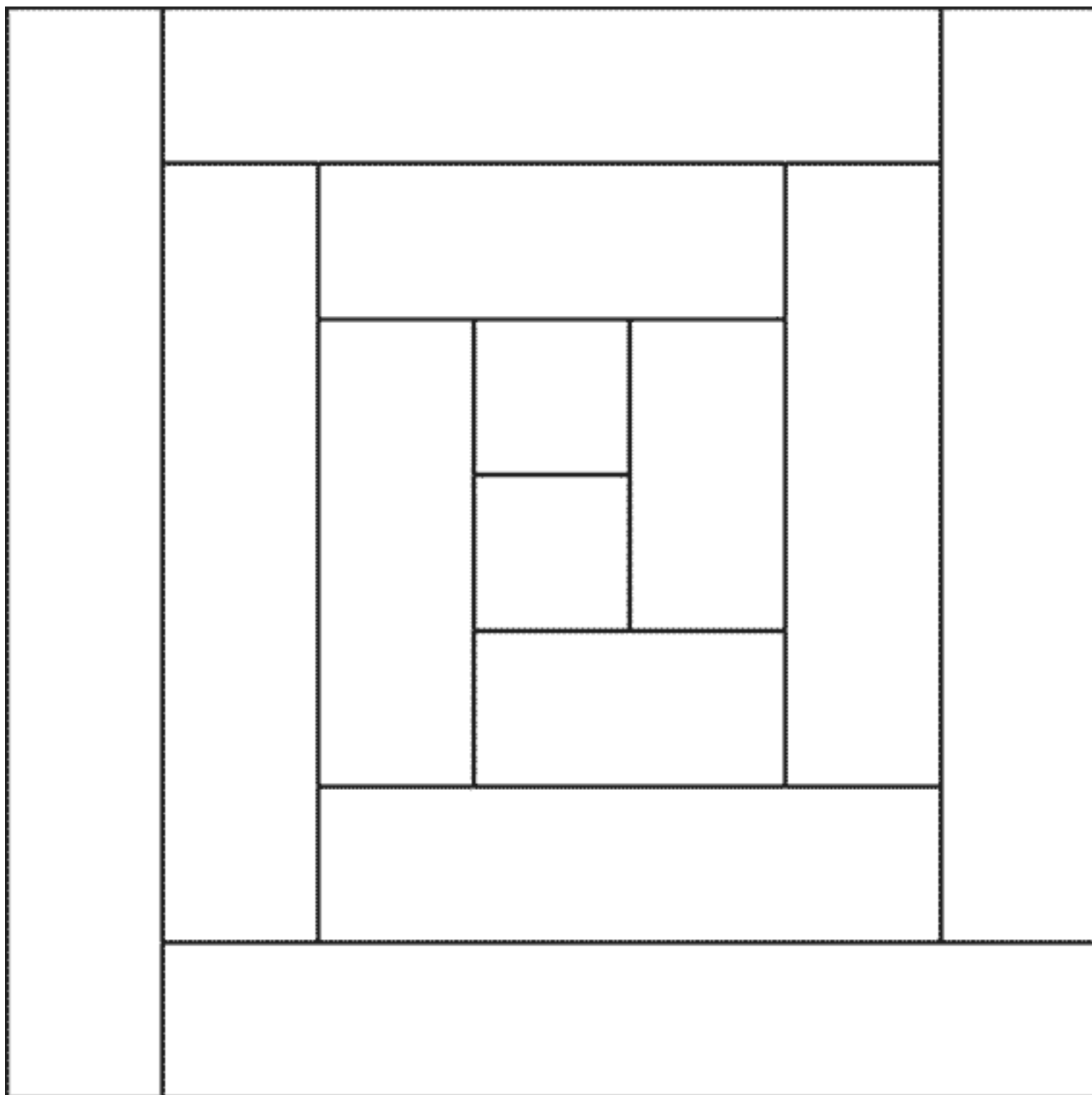
Bloc 8

L'assiette de Dresde



Bloc 9

Log cabin



Bloc 10

*Le bloc composé par l'Atelier de Clélie
à partir de deux tutoriels (annexes 1 et 2),
appliqué de feuilles et « flocon » en trapunto.*

